REV	DESCRIPTION	DESIGN	DATE
A	NEW RELEASE	Ryan	2021/06/29

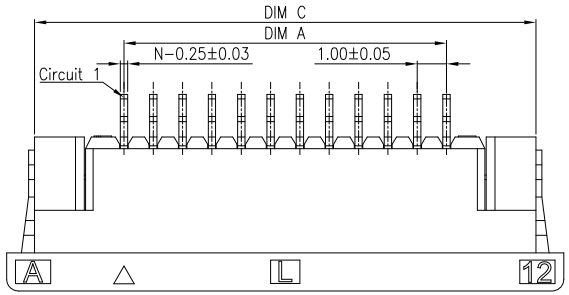

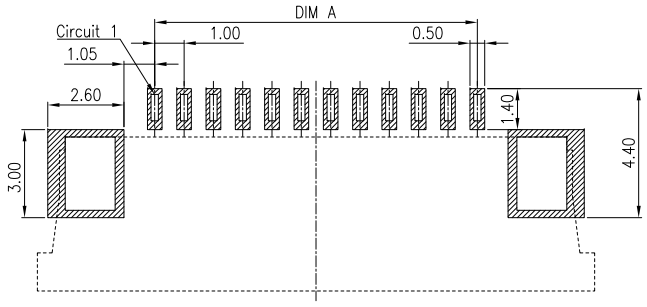

PCB layout

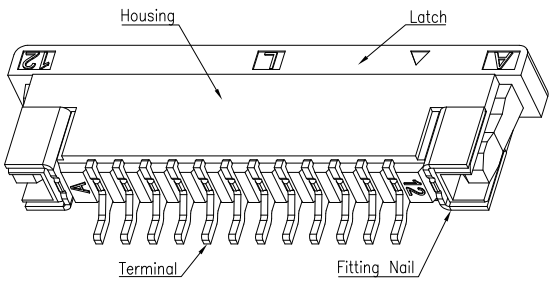

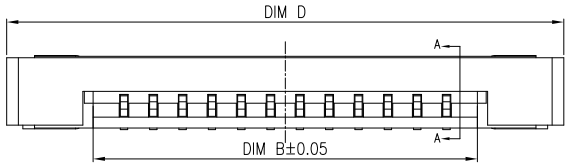

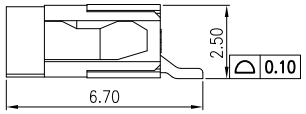

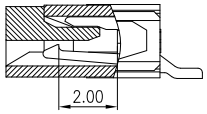

SECTION A–A
SCALE 1:1

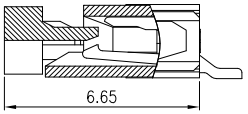

SECTION A–A
SCALE 1:1

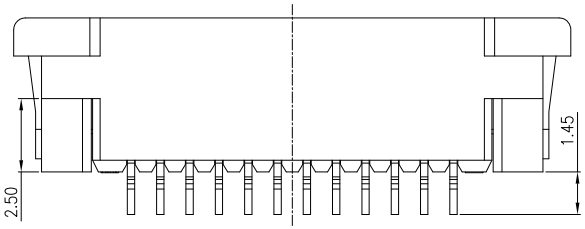

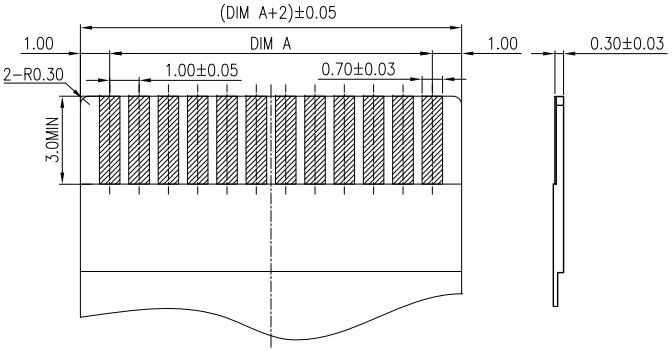

FFC/FPC

CKT	DIM A	DIM B	DIM C	DIM D	CKT	DIM A	DIM B	DIM C	DIM D
4	3.00	5.10	9.10	11.00	18	17.00	19.10	23.10	25.00
5	4.00	6.10	10.10	12.00	19	18.00	20.10	24.10	26.00
6	5.00	7.10	11.10	13.00	20	19.00	21.10	25.10	27.00
7	6.00	8.10	12.10	14.00	21	20.00	22.10	26.10	28.00
8	7.00	9.10	13.10	15.00	22	21.00	23.10	27.10	29.00
9	8.00	10.10	14.10	16.00	23	22.00	24.10	28.10	30.00
10	9.00	11.10	15.10	17.00	24	23.00	25.10	29.10	31.00
11	10.00	12.10	16.10	18.00	25	24.00	26.10	30.10	32.00
12	11.00	13.10	17.10	19.00	26	25.00	27.10	31.10	33.00
13	12.00	14.10	18.10	20.00	27	26.00	28.10	32.10	34.00
14	13.00	15.10	19.10	21.00	28	27.00	29.10	33.10	35.00
15	14.00	16.10	20.10	22.00	29	28.00	30.10	34.10	36.00
16	15.00	17.10	21.10	23.00	30	29.00	31.10	35.10	37.00
17	16.00	18.10	22.10	24.00					

Specifications:
Housing:High temperature plastic UL94V-0;Color:natural
Latch:High temperature plastic UL94V-0;Color:black
Terminal:Copper alloy, Matte Tin/Gold
Fitting Nail:Copper alloy, Matte Tin
Product must comply HF RoHS specification
Contact resistance:≤30mΩ
Insulation resistance:≥100MΩ
Rated voltage:50V AC/DC
Rated current:0.5A AC/DC
Withstand Voltage:250V AC/minute
Temperature Range:-25°C~+85°C

ORDER INFORMATION:

F1002AWRX-**-F4M*1-*

PART No.
No.OF CIRCUITS: 4~30
PLASTIC MATERIAL: F4M=LCP(Natural)
PACKAGING: R=REEL G=TUBE
Metal code: 1=Phosphor Bronze
PLATING: B=Matte Tin C=Gold

JKUN 温州健坤接插件有限公司
WENZHOU JKUN CONNECTOR CO.,LTD.

GENERAL TOLERANCE			
X.X	±0.15	X.	±5°
X.XX	±0.10	X.X	±2°
X.XXX	±0.05	X.XX	±1°
		UNITS: mm	

USE: CUSTOMER
APPD: Shaojinghe
CHKD: Shaojinghe
DR: Ryan

TITLE: FPC Pitch1.0 H2.5 ZIF Conn. SMT Lower Type
PART NO.: F1002AWRX-**-F4M*1-*
DWG NO.: JKUN-GCKH-
SCALE 1 : 1
SHEET 1 / 1